STREETSCAPE ELEMENTS

SE-1 - STAMPED CONCRETE FOR MEDIANS AND PARKING LANES

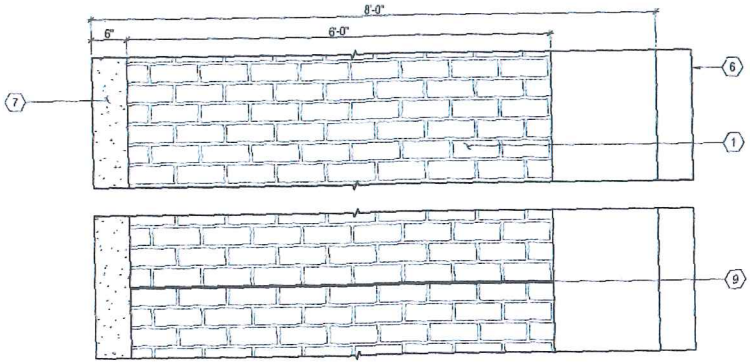

PLAN

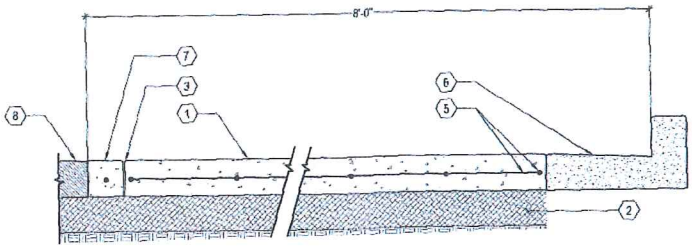

1. CONCRETE SHALL BE SEALED.
2. PROVIDE CONTROL JOINTS @ 12' O.C. MAX. ALIGNED TO STAMPED PATTERN. PROVIDE EXPANSION JOINTS AT 24' O.C. ALIGNED TO STAMPED PATTERN. SEE JOINT DETAIL.

(1) 6" THICK INTEGRAL COLOR STAMPED CONCRETE PAVING.
- COLOR SHALL BE SCOFIELD SYSTEMS SUNBAKED CLAY #5238.
- STAMPED PATTERN SHALL BE SCOFIELD SYSTEMS LITHOTEX PAVECRAFTERS NEW BRICK RUNNING BOND PATTERN. RUNNING BOND PATTERN SHALL BE PERPENDICULAR TO FACE OF CURB.
- SCOFIELD SYSTEMS: 1-800-800-9900

(2) 6" THICK COMPACTED (95%) CLASS 2 AGGREGATE BASE PER GEOTECHNICAL REPORT

(3) 1/2" RADIUS EDGE

(4) COMPACTED SUBGRADE

(5) #4 REBAR @ 12" O.C. EACHWAY, WITH 3" CLEAR

(6) CURB AND GUTTER.

(7) 6" THICK x 6" WIDE CONCRETE BAND WITH #4 REBAR CONTINUOUS. SMOOTH TROWEL FINISH. COLOR SHALL BE NATURAL GRAY. DOWEL TO STAMPED CONCRETE PER JOINT DETAIL.

(8) ADJACENT AC PAVING

(9) EXPANSION OR CONTROL JOINT LOCATION-SEE JOINT DETAIL.



NOTES:
1. SEE MATERIALS LIST FOR COLOR, TYPE AND FINISH.

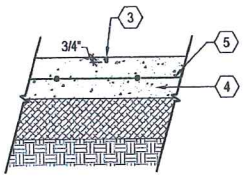

CONTROL JOINT

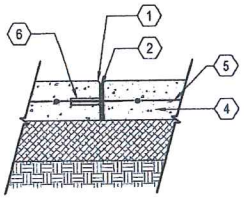

EXPANSION JOINT

(1) 1/2" RADIUS EDGE

(2) 1/2"X5" POLYFELT EXPANSION JOINT (TYPICAL). TOP WITH 2 PART SELF-LEVELING SEALER.

(3) TOOLED OR SAW CUT CONTROL JOINT 3/4" DEEP

(4) CONCRETE PAVING (SEE CIVIL PLANS FOR THICKNESS)

(5) REINFORCEMENT PER VEHICULAR PAVING DETAIL

(6) 24" SMOOTH DOWEL. SLEEVE OR GREASE ONE END. FOR SIDEWALKS UP TO 8' WIDE USE 2 EQUALLY SPACED DOWELS PER EXPANSION JOINT. FOR FLAT WORK GREATER THAN 8' WIDE & AT CURBS SPACE DOWELS AT 36" O.C. AT EXPANSION JOINT.

Notes:
1. See Streetscape Element detail SE-2 for stamped concrete within crosswalks.

Approved _____ Date 2/27/14
Planning Director

Approved _____ Date 2/27/14
City Engineer